



**BT 5092**  
25 US t Lifting Capacity  
Boom Truck Cranes  
Datasheet  
Imperial

# BT 5092



**Features:**

- ▶ 25 US t @ 5 ft capacity at rated distance from center of rotation
- ▶ 92 ft maximum boom length
- ▶ 26/44 ft optional jib
- ▶ 144 ft maximum sheave height with 44 ft jib
- ▶ Electronic rated capacity indicator
- ▶ Quick reeving boom head

**WORKS FOR YOU.™**

**Key**

..... 3

**Dimensions**

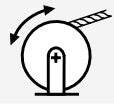
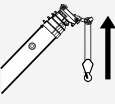


**Crane Dimensions** ..... 4, 5  
**Area of Operation** ..... 5  
**Mounting Specifications** ..... 5  
**Range Diagram** ..... 6

**Load charts**

**Boom Load Chart** ..... 7  
**Jib, Retracted** ..... 7  
**Jib, Extended** ..... 7

**Technical description**

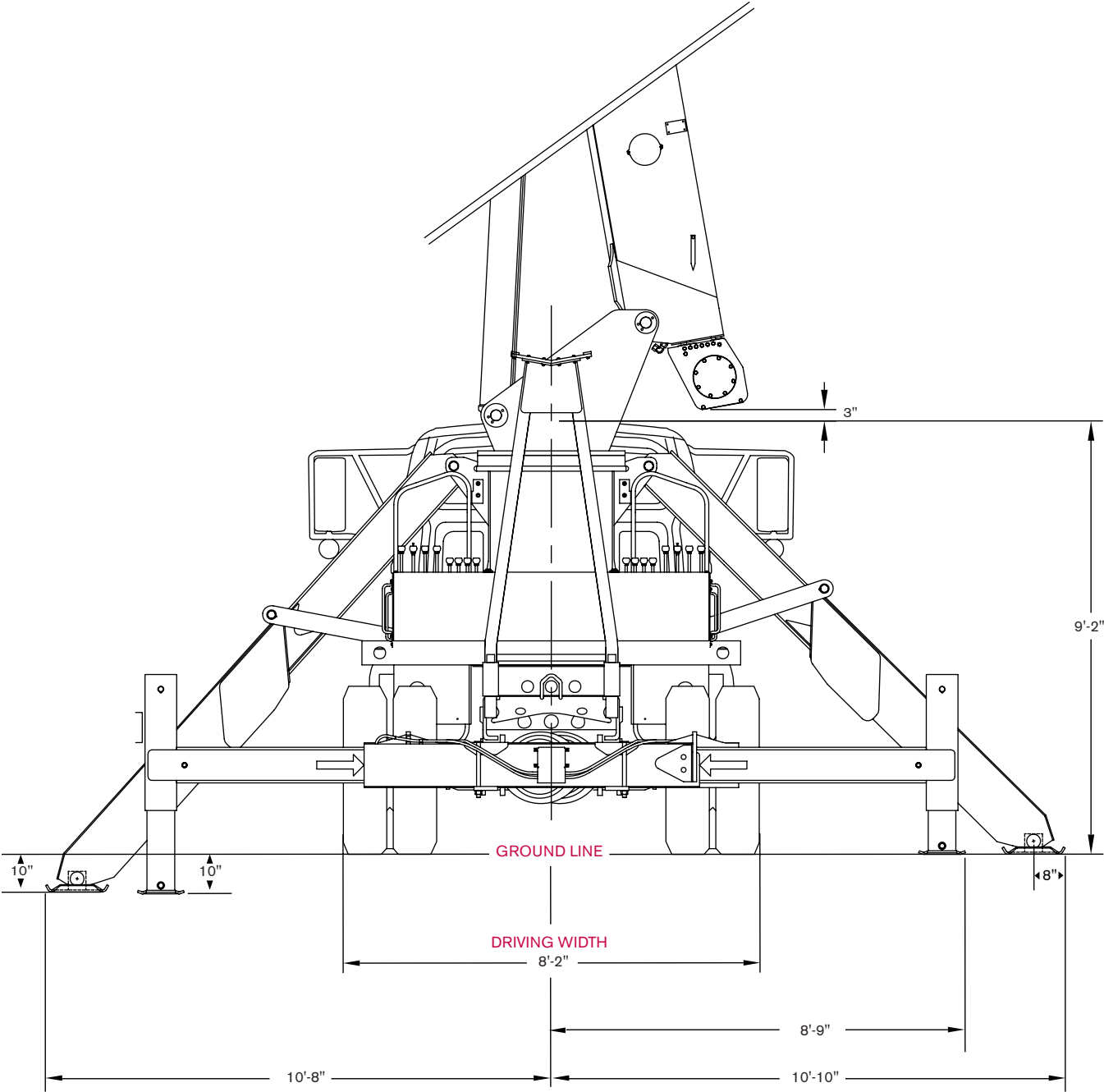
**Boom, Jib and Rotation** ..... 12  
**Operator Controls and Operator Aid** ..... 12, 13  
**Understructure** ..... 13  
**Optional Features** ..... 13

	Main boom		Main Hoist
	Boom length		Hoist line speed
	Tip height		Part line
	Telescoping mode		Operator aid
	Boom angle		Controls
	Working radius		Hydraulics
	Boom with jib		Working temperature
	Boom head		Outriggers
	Hook block		Working speeds
	Hook to head sheave pin		Rope – Standard / Optional
	Rotation / Allowable rotation range		Rope diameter
	Boom angle		Rope length
	Boom over the rear		Line pull

# DIMENSIONS

BT 5092

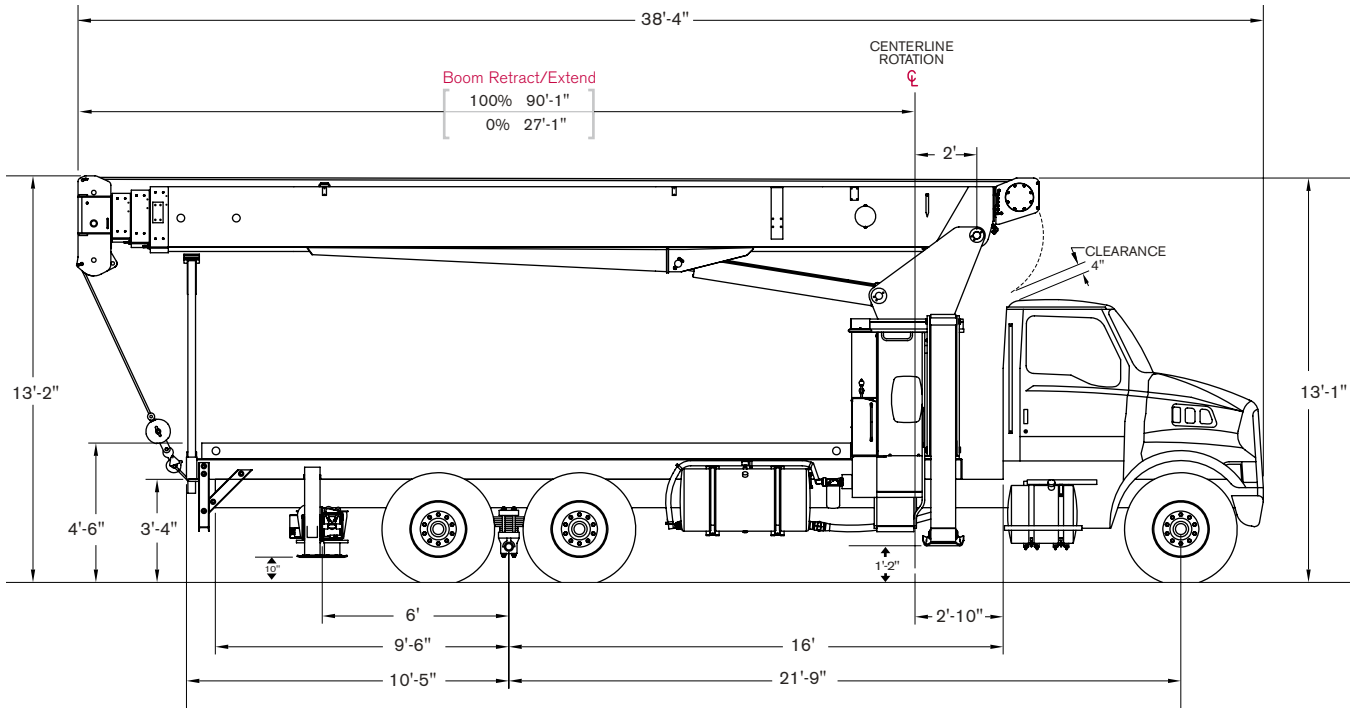
## Crane Dimensions



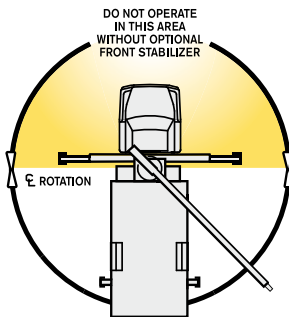
# DIMENSIONS

**BT 5092**

## Crane Dimensions



## Area of Operation



## Mounting Specifications

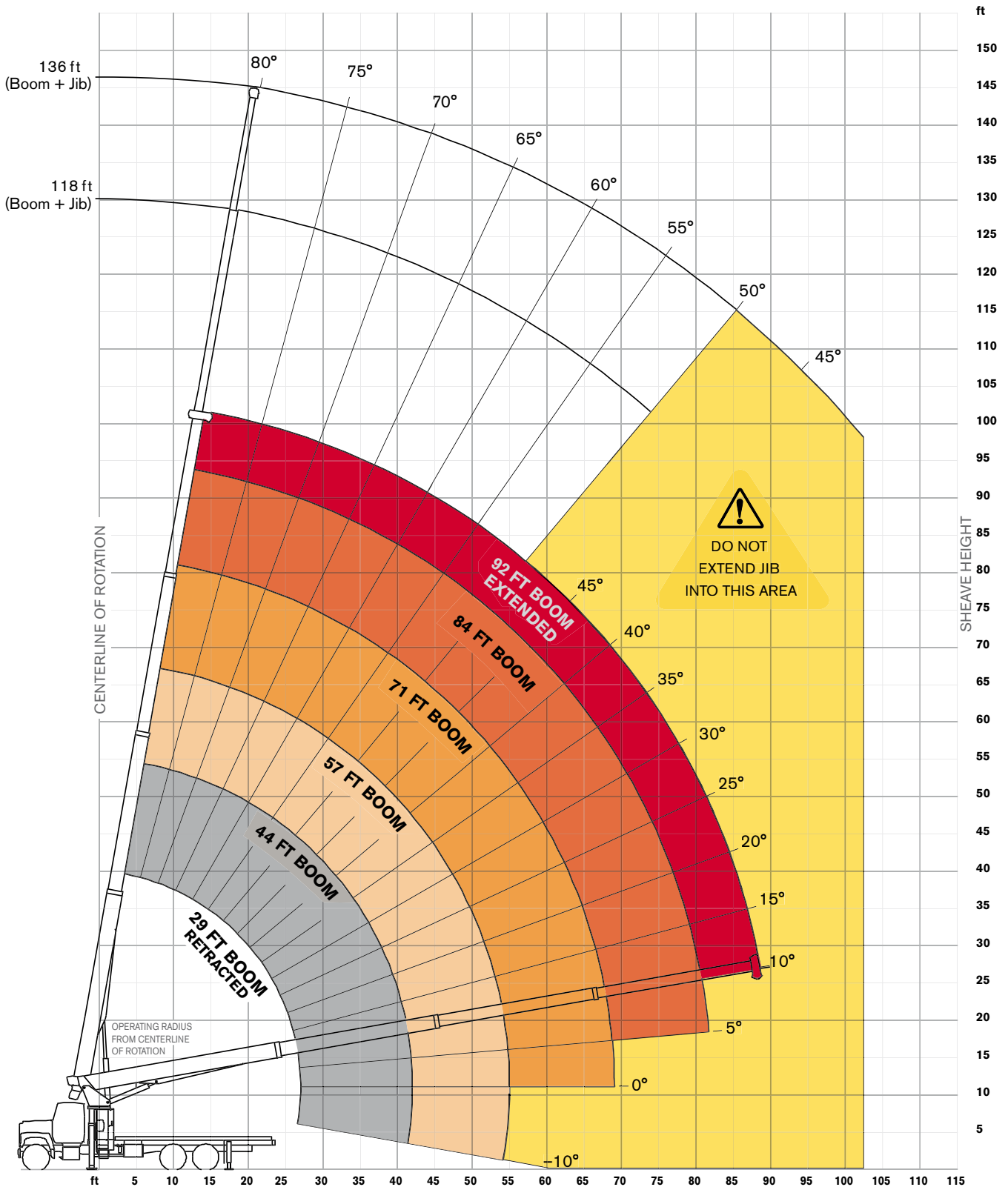
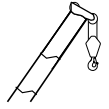
### Chassis Recommendation

Gross Vehicle Weight Rating .....	60,000 lb
Front Axle Weight Rating .....	20,000 lb
Rear Axle Weight Rating .....	40,000 lb
Crane weight .....	21,780 lbs
Wheelbase .....	260 +/- 8 in
Cab to Axle .....	192 +/- 6 in
Afterframe .....	114 +/- 4 in
RBM per Frame Rail .....	2,800,000 lb/in
Frame Height (Unloaded) .....	40 in
Exhaust .....	Horizontal Left Side

# RANGE DIAGRAM

BT 5092

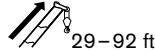
Outriggers Fully Extended (100%)





# BOOM LOAD CHARTS

**BT 5092**

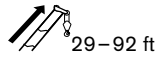
## Outriggers Fully Extended (100%)





Standard ASME B30.5

	Boom Length						
	29	44	57	71	84	92	
ft	lb	lb	lb	lb	lb	lb	ft
5	50,000						5
8	36,800	20,300					8
10	30,900	20,300	18,400				10
12	26,100	20,300	17,400				12
14	21,900	19,400	16,800	14,600			14
16	18,800	17,300	15,900	13,800	12,300		16
20	14,200	13,900	13,400	12,300	10,900	9,825	20
25	10,400	10,900	10,600	10,400	9,800	9,025	25
30		8,625	8,625	8,425	8,225	7,425	30
35		6,925	6,925	6,925	6,725	6,325	35
40		5,225	5,625	5,625	5,625	5,425	40
45			4,625	4,625	4,625	4,625	45
50			3,725	3,725	3,725	3,725	50
55			1,225	3,025	3,025	3,025	55
60				2,425	2,425	2,425	60
65				2,025	2,025	2,025	65
70					1,525	1,525	70
75					1,225	1,225	75
80					825	825	80

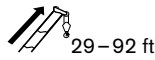
## Boom at 0°





Standard ASME B30.5

	Boom Length						
	29	44	57	71	84	92	
°	lb	lb	lb	lb	lb	lb	°
0	7,500	4,000	1,225	1,100	650	550	0

## With Jib, Retracted and Extended



Standard ASME B30.5

	Jib Capacities for All Boom Lengths								
	50°	55°	60°	65°	70°	75°	78°	80°	
ft	lb	lb	lb	lb	lb	lb	lb	lb	ft
26	725	1,025	1,525	2,325	3,225	4,325	4,925	5,325	26
44	425	725	1,125	1,525	2,025	2,525	2,825	3,125	44

## Notes to lifting capacity



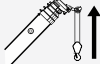




Lifting capacities do not exceed 85% of tipping load. Weight of hook blocks and slings is part of the load, and is to be deducted from the capacity ratings. Consult operation manual for further details.

Note: Data published herein is intended as a guide only and shall not be construed to warrant applicability for lifting purposes. Crane operation is subject to the computer charts and operation manual both supplied with the crane.

# TECHNICAL DESCRIPTION

**BT 5092**

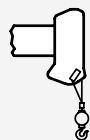
## Boom, Jib and Rotation

	Four-section full power fully synchronized telescopic keel boom	
	Boom length	92 ft
	Boom maximum sheave height	101 ft
	Boom elevation angle range (min/max) Boom up/down time Boom extension/retraction time	-8° / 82° 41/30 seconds 80/36 seconds
	Boom head	Quick reeving
	Maximum sheave height: With optional jib 26–44 ft	144 ft
	180 degree non-continuous rotation or optional 360 degree continuous rotation	

## Operator Controls and Operator Aid

	Hoist line pull (1st layer)	11,400 lb
	Hoist line speed (3rd layer)	186 ft/min
	Rope diameter	9/16 in
	Breaking strength	33,600 lb
	Overhaul ball 1 Sheave block	7 US t 17.5 US t





1 part line  
2 part line  
3 part line  
4 part line

10,500 lb / 186 ft/min  
21,000 lb / 93 ft/min  
31,500 lb / 62 ft/min  
34,000 lb / 45.5 ft/min




Fully proportional



Electronic rated capacity indicator

## Understructure



**Front: Link-type**  
To outer edge of pad

21 ft 9 in

**Rear: "H" pattern, (out and down)**  
To outer edge of pad

17 ft 6 in

## Optional Features

- Two-stage jib
- Rotation resistant rope
- Multi-part load blocks
- Main hoist with 2 speed motor
- Heavy duty wood flatbeds
- Extra heavy duty wood flatbeds
- Extra heavy duty steel flatbeds
- Radio remote controls
- One-man or two-man baskets
- Hoist drum tensioner
- Continuous rotation
- Oil cooler
- Single front bumper outrigger
- Hydraulic hose reel
- Tool box





Effective Date: March 2018. Product specifications and prices are subject to change without notice or obligation. The photographs and/or drawings in this document are for illustrative purposes only. Refer to the appropriate Operator's Manual for instructions on the proper use of this equipment. Failure to follow the appropriate Operator's Manual when using our equipment or to otherwise act irresponsibly may result in serious injury or death. The only warranty applicable to our equipment is the standard written warranty applicable to the particular product and sale and Terex makes no other warranty, express or implied. Products and services listed may be trademarks, service marks or trade-names of Terex Corporation and/or its subsidiaries in the USA and other countries. All rights are reserved. Terex® is a registered trademark of Terex Corporation in the USA and many other countries.

Copyright 2018 Terex Corporation.

Terex Cranes, Global Marketing, Europa Allee 2, 66482 Zweibrücken, Germany  
Tel. +49 (0) 6332 830, Email: [info.cranes@terex.com](mailto:info.cranes@terex.com), [www.terex.com/cranes](http://www.terex.com/cranes)



[www.terex.com/cranes](http://www.terex.com/cranes)

Brochure Reference: TC-DS-I-E-BT5092-03/18



**WORKS FOR YOU.™**